



Property Profile:
123 Anywhere St.
Vyllage, CA 12345
111-11-111

TotalView Report

123 Anywhere St. Vyllage, CA 12345

APN: 111-11-111

Orange County Data as of: 05/18/2022



Owner Name: Vylla Title, LLC
Vesting: Vesting
Mailing Address: 123 Anywhere St. Vyllage, CA 12345
Value Range: \$848,035 - \$1,199,250

Property Description: A PARCEL OF LAND...

Last Market Sale

Seller: SellerName
Buyer: BuyerName
Sale Date: 02/09/2010
Rec Date: 03/16/2010
Sale Price: \$485,000

Current Listing Status

There is no listing data available.

Active Foreclosure Status

There is no foreclosure data available.

Association Information

Type	Name	Address	Phone / Email	Est. Amount / Frequency
There is no association data available.				

Property Details - Public Record

Land Use: SFR Bedrooms: 3 Living Area: 1,964 Sq. Ft. Year Built / Eff: 2009 / 2009
Zoning: Baths (F / H): 2 / 1 Lot Area: 14,737 Sq. Ft. Stories:
Subdiv / Tct: / 1400 Total Rooms: 0 Basement: Parking Type: Garage
Style: Pool: Cooling: Garage #: 2
Exterior Wall: Fireplace: Heating: Price / Sq. Ft.: \$247

Open Liens - Current Owner

Owner 1: Owner1 Combined Loan To Value: 28%
Owner 2: Owner2 Estimated Equity: \$732,167
Combined Estimated Loan Balance: \$292,036

Date	Position / Type	Verified	Amount	Lender	Borrower(s)	Loan Type	Type / Term
12/16/2020	1st / Trust Deed/Mortgage		\$300,300	Lender	Borrower		Est /

Involuntary Liens - Current Owner

03/16/2010 through 05/25/2022

Debtor: Debtor

Date	Type	Description	Party 1	Party 2	Document #
There is involuntary lien coverage available for this county, but there are none associated with this property.					

Prior Loan History - Current Owner

Borrower 1: Borrower1
Borrower 2: Borrower2

Date	Type	Verified	Amount	Lender	Borrower	Loan Type	Type / Term
------	------	----------	--------	--------	----------	-----------	-------------



07/21/2020	Trust Deed/Mortgage		\$205,000	Lender	Borrower	Conventional	/ 30 Years
07/20/2020	Trust Deed/Mortgage		\$207,000	Lender	Borrower	Conventional	/ 30 Years
03/19/2019	Trust Deed/Mortgage		\$174,545	Lender	Borrower		Var / 30 Years
^ 07/31/2020	Release						
10/25/2012	Trust Deed/Mortgage	✓	\$341,000	Lender	Borrower	Conventional	/ 20 Years
^ 08/06/2020	Release						
10/31/2011	Trust Deed/Mortgage		\$350,000	Lender	Borrower	Conventional	Fix /
^ 11/29/2012	Release						
03/16/2010	Trust Deed/Mortgage		\$385,000	Lender	Borrower	Conventional	Fix /
^ 11/02/2011	Release						

Transfers & Conveyances - Current Owner

Date	Document	Verified	Type	From	To	Amount
07/20/2020	Deed Transfer		Nominal - Non/Arms Length Sale	From	To	
03/16/2010	Deed Transfer		Resale	From	To	
03/16/2010	Deed Transfer		Resale	From	To	\$485,000

Ownership History (Full Value Transfers) - All Owners

Date	Document	Verified	Type	Seller	Buyer	Amount
03/16/2010	Deed Transfer		Resale	Seller	Buyer	\$485,000

Tax Status

Tax Authority - Orange County

Agency ID: 40300000 Last Updated: 03/04/2022 Status: Unknown
Tax ID: 111-11-111 Type: County
Address: 12 W Civic Center Plaza, Santa Ana, CA 92701

2021-22 Taxes

Exemption: Assessed Value: \$578,369
Property Tax: \$6,838.00 Land Value: \$222,459
Improvement Value: \$355,910

	Delinquent After	Amount
Installment 1	December 10	\$3,418.87
Installment 2	April 10	\$3,418.87

Listing History

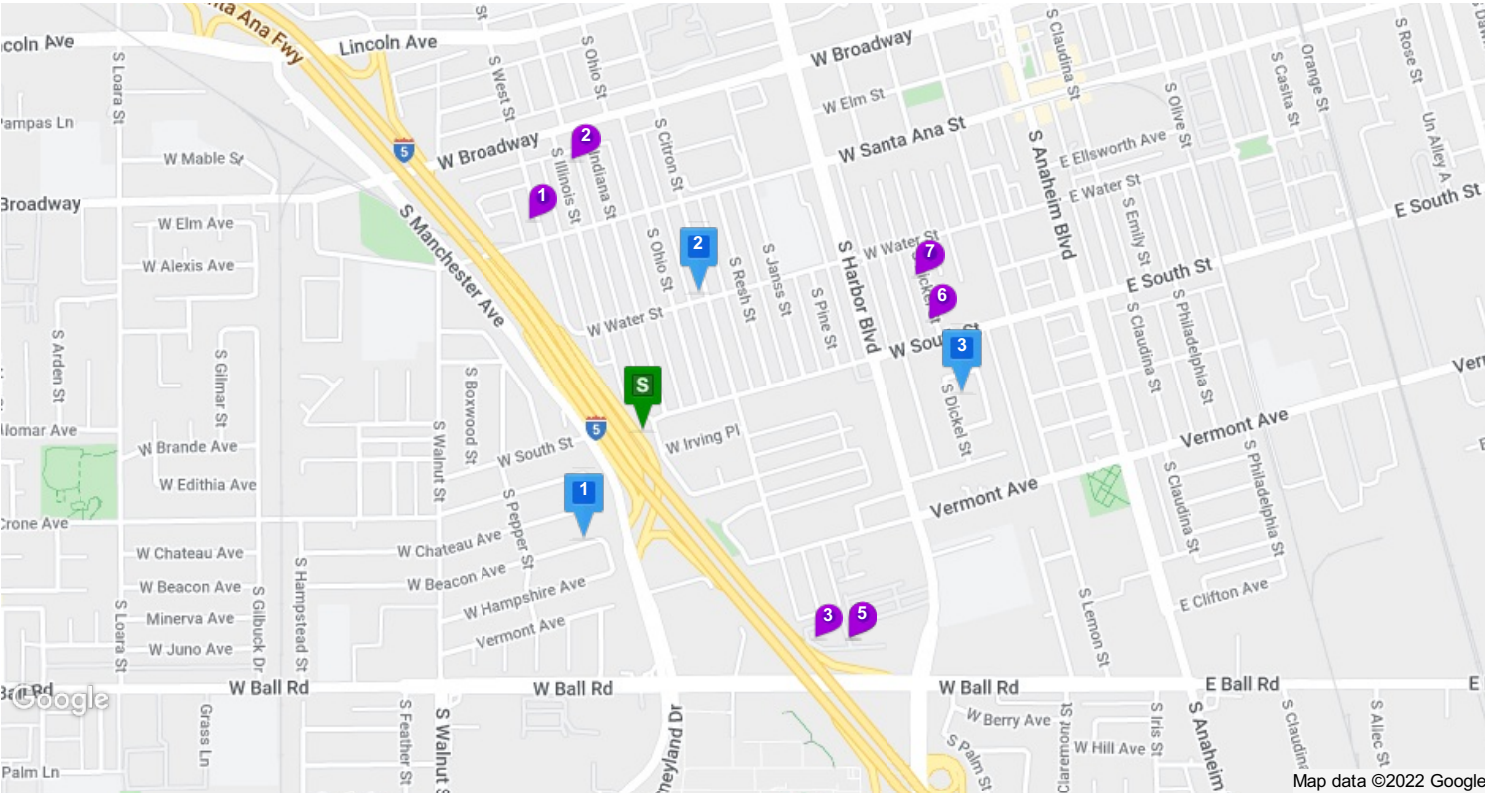
123 Anywhere St. Vyllage, CA 12345						
Date	Status	Type	Listed At	Sold For	\$ / Sq. Ft.	Days On Market



There is no listing history data available.

Comparables & Nearby Listings

Subject Property: 123 Anywhere St. Vyllage, CA 12345



Subject Property Comparables Nearby Listings

COMPARABLES												
#	MI	ST	Address	Sold	Sold For	Listed	Listed At	Sq. Ft.	\$ / Sq. Ft.	Bds / Bths	Lot Size	Age
1	0.21	L	COMP			04/21/2022	\$895,000	1,825	\$490	4 / 2	6,990	64
2	0.21	L	COMP			05/21/2022	\$1,029,000	2,257	\$456	5 / 2	5,615	85
3	0.50		COMP	01/24/2022	\$860,000			1,872	\$459	3 / 3	7,475	63

L: Listed R: REO RS: REO Sale SS: Short Sale D: Default A: Auction

NEARBY LISTINGS

#	MI	ST	Address	Sold	Sold For	Listed	Listed At	Sq. Ft.	\$ / Sq. Ft.	Bds / Bths	Lot Size	Age
1	0.35	S	COMP	03/19/2021	\$665,000	03/05/2021	\$650,000	1,643	\$396	3 / 2	6,970	64
2	0.42	S	COMP	04/19/2021	\$737,000	04/11/2021	\$729,900	2,031	\$359	3 / 3	5,535	82
3	0.44	S	COMP	03/26/2021	\$295,000	03/21/2021	\$300,000	824	\$364	2 / 1		42
4	0.47	S	COMP	05/06/2021	\$315,000	03/27/2021	\$314,900	988	\$319	2 /		42
5	0.47	S	COMP	05/04/2021	\$312,000	04/04/2021	\$305,000	988	\$309	2 / 2		42
6	0.47	S	COMP	03/22/2021	\$675,000	02/27/2021	\$649,999			3 / 2	5,269	83
7	0.48	S	COMP	02/22/2021	\$593,000	02/07/2021	\$575,000	944	\$609	2 / 2	5,160	92

A: Active P: Pending C: Contingent

Market Trends - Anaheim, CA (92805)

Last 30 Days

Recent trend data for Anaheim, CA (92805) indicate months of supply has increased by 2.25 in the last 30 days, putting downward pressure on prices and if these trends continue show signs of a buyer's market.

New Listings

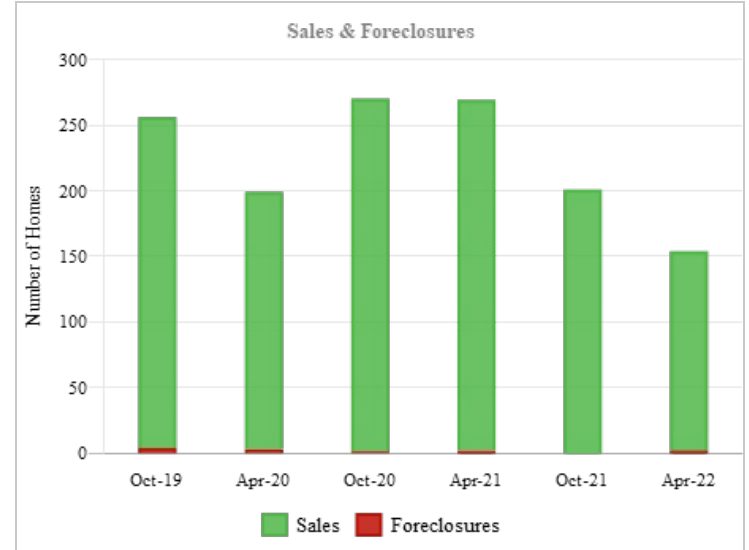
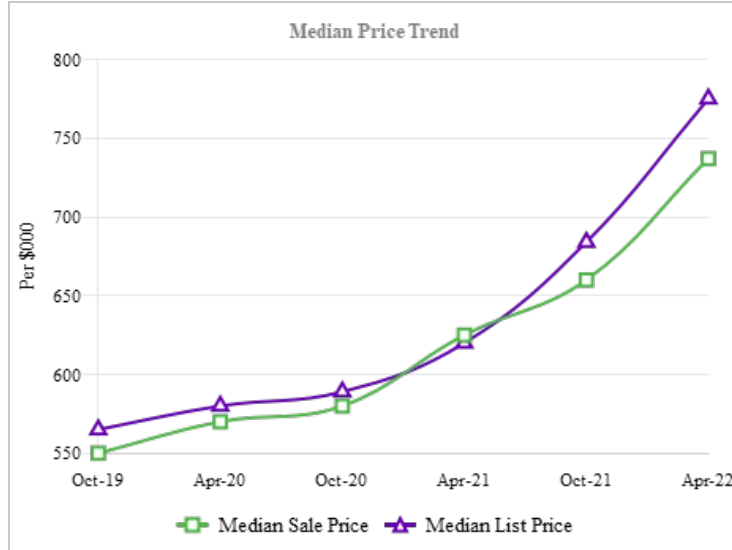
350% ↑

9 Listings

Closed Sales

81% ↓

4 Sales



6 Month Sales Trend

These sales statistics provide a snapshot of sales trends for Anaheim, CA (92805). In the last 6 months there were 152 homes sold and the average sale price was \$737K. This 24% decline in sales suggests that there is a relative contraction of supply in the market.

Homes Sold

152

24% ↓

Avg. Sold \$

\$737K

12% ↑

Avg. Sold \$ / Sq. Ft.

\$520

6% ↑

Avg. Age

63

2% ↓

6 Month Listing Trend

These listing statistics provide a snapshot of listing trends for Anaheim, CA (92805). In the last 6 months there were 168 homes listed for sale and the average list price was \$749K. The average days on market for listings decreased to 25 days from the previous period, which indicates a strengthening market relative to the prior period.

Homes for Sale

168

26% ↓

Avg. List \$

\$749K

7% ↑

Avg. List \$ / Sq. Ft.

\$514

10% ↑

Avg. DOM

25

26% ↓

Subject vs Recently Sold Properties

Sale Price

\$485K

Living Area (Sq. Ft.)

1,964

Price / Sq. Ft.

\$247

\$225K ● | ● \$5.28M

651 ● | ● 3,443

\$158 ● | ● \$3,363

Disclaimer: This report is not an insured product or service or a representation of the condition of title to real property. It is not an abstract, legal opinion, opinion of title, title insurance, commitment or preliminary report, or any form of title insurance or guaranty. Estimated property values are: (i) based on available data; (ii) are not guaranteed or warranted; (iii) do not constitute an appraisal; and (iv) should not be relied upon in lieu of an appraisal. This report is issued exclusively for the benefit of the applicant therefor, and may not be used or relied upon by any other person. This report may not be reproduced in any manner without the issuing party's prior written consent. The issuing party does not represent or warrant that the information herein is complete or free from error, and the information herein is provided without any warranties of any kind, as-is, and with all faults. As a material part of the consideration given in exchange for the issuance of this report, recipient agrees that the issuing party's sole liability for any loss or damage caused by an error or omission due to inaccurate information or negligence in preparing this report shall be limited to the fee charged for the report. Recipient accepts this report with this limitation and agrees that the issuing party would not have issued this report but for the limitation of liability described above. The issuing party makes no representation or warranty as to the legality or propriety of recipient's use of the information herein.

